



District Report Card: 2017


State: Telangana	District: KAMAREDDY
Class: 8	Subject: Language
Schools: 51	Students: 1350


Participation/Coverage


Students

GENDER 	Boys		Girls	
	Number	%	Number	%
	639	47.33	711	52.67

AREA 	Rural		Urban	
	Number	%	Number	%
	1277	94.59	73	5.41

CATEGORY 	SC		ST		OBC		GEN	
	Number	%	Number	%	Number	%	Number	%
	284	21.04	195	14.44	791	58.59	80	5.93

CWSN 	LD	VI	HI	S&LD	ID	Oth
	3	2	2	1	3	0

MANAGEMENT 	Government		Government-aided	
	Number	%	Number	%
	1324	98.07	26	1.93

Average Performance of Students in Language (%)

Overall	Gender		Area		Management		Social Group			
	Male	Female	Rural	Urban	Govt.	Aided	SC	ST	OBC	GEN
52.19	54.61	50.01	51.92	56.80	52.16	53.59	46.76	49.09	54.55	55.67

Performance on Learning Outcomes (LOs)

Learning Outcomes	Description	Average Performance(%)
L813	Read textual/non-textual materials with comprehension and identifies the details, characters, main idea and sequence of ideas and events while reading	52.19

Range of Performance of Students who Answered Correctly							
Below 30%		30% - 50%		50% - 75%		Above 75%	
Number	%	Number	%	Number	%	Number	%
241	17.85	397	29.41	501	37.11	211	15.63

Lowest Performing Learning Outcomes (LOs)

1 - Read textual/non-textual materials with comprehension and identifies the details, characters, main idea and sequence of ideas and events while reading (52.19)